

PROSPECTUS

2019 Wilmington Art Association 37th Annual Juried Spring Art Show and Sale

Each year during the North Carolina Azalea Festival, the Wilmington Art Association (WAA) presents the Annual Juried Spring Art Show and Sale. The 2019 Art Show and Sale will be held March 30 through April 7th at the Hannah Block Community Arts Center (CAC), 120 S Second Street, from 10 til 5 pm, with extended hours of 5-7 pm from Thursday April 4 through Saturday April 6.

The WAA is a non-profit organization that seeks to educate members and the public in visual arts, to provide community support through school arts funding and scholarship assistance to deserving college students, and to facilitate exposure for emerging and professional artists.

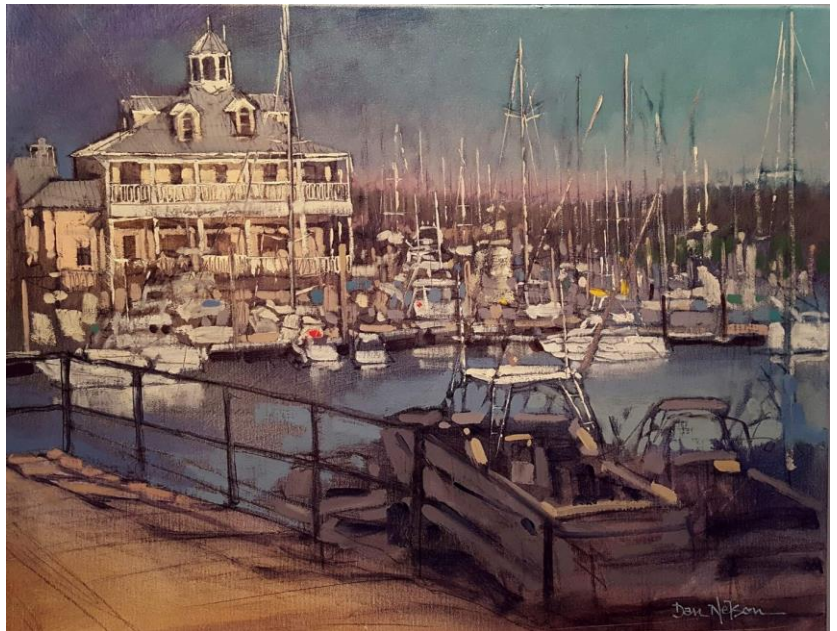
AWARDS GIVEN

Best in Show Monetary Awards for 1st, 2nd, and 3rd Place
Honorable Mentions
Memorial Awards
Donor Awards
People's Choice Award

**The Juror/Judge reviews
anonymously and awards
exclusively.**

2019 JUROR/JUDGE DAN NELSON

If you combine three parts painter, two and a half parts musician, a pound or two of inventor, and a heaping tablespoon of show-off, you might come up with Dan Nelson, art adventurer extraordinaire. Dan made his living for decades as a freelance illustrator, perfecting his technique in pen and ink, watercolor, airbrush, and all the traditional illustration mediums. Late in this artistic journey, he picked up oil painting and discovered that what he really liked was painting in a tux with two hands and an audience!



He now does paintings on up to 8 by 10-foot canvases all across the United States at festivals, fundraisers, weddings, and corporate functions, most of the time in a tux and all of the time with two hands. The only thing he likes better than painting people is painting with people.

IMPORTANT DATES AND TIMES

Dates	Time	Action
January 7	8 am	Online registration opens to artists at www.wilmingtonart.org
February 10	5 pm	Registration closes
March 11		Accepted artwork posted at www.wilmingtonart.org
March 27	10 am - 2 pm	Accepted artwork hand delivered by artist to CAC
March 30 - April 7	10 am-5 pm (closes at 4 pm Sunday the 7th)	Spring Art Show and Sale open to the public
April 4-6	5-7 pm	Evening hours – open to the public
March 30	10 am	Judge walkabout. Participating artists invited.
March 30	5-7 pm	Opening Reception and Awards Ceremony for participating artists, WAA members, and invited guests
April 5	6 pm	Fine Art Drawing with light refreshments
April 7	4:30 to 6 pm	Pick Up/Check out artwork for all artists. Late fine \$50.00

ARTIST ELIGIBILITY AND RECOMMENDATIONS

Artists must be 18 years of age. Art must remain in the show until designated time for check out.

The ability for you or your designee to hand deliver and check out must be considered. No mailed or shipped items can be accepted.

All artists accepted into the show are encouraged to volunteer in some capacity. All artists are invited to be at the show at any time. The public likes to meet the artists. It helps with sales, also.

ENTRY FEE (NON – REFUNDABLE DONATION)

\$35 For WAA members current as of registration date

\$45 Non-Members

ENTRY TERMS AND CONDITIONS

All entries must be for sale. Commission pieces are not allowed.

The artist must have sole ownership over the artwork.

Artists should register for a time slot to volunteer during the show.

The WAA allows photographs to be taken during the event. The WAA, the press, attendees, and others are welcome to photograph the event and the art. In addition, the WAA maintains the rights to use photographs of the art and the event for future marketing or promotional pieces.

Upon entering the show and by submitting payment, artists are agreeing to the terms and conditions as outlined in this Prospectus.

SHOW LOCATION

Hannah Block Community Arts Center, 120 South Second Street, Wilmington, NC 28401

EXHIBITED ARTWORK ELIGIBILITY

Artwork must be solely the creation of the artist.

Artwork must be original in conception, composition, and implementation.

No kits, copies, collaborative work, or workshop pieces will be accepted.

No replicas, giclée reproductions, or any modified, imitated, or copied art is accepted.

The quality of the creation and design should be consistent with a fine art show.

The artwork must not have been previously exhibited in any WAA Art Show and must have been completed after January 1, 2017.

No jewelry, furniture, tea or dining sets.

No erotic or violent themes will be accepted.

Artwork requiring individual easels will not be accepted.

Weight of 2D art must not exceed 15 lbs.

Upon Check-In, 2D artwork must be ready for hanging on the show display panels.

All artwork must be durable enough and of a shape and size that would be manageable for relocation.

WHAT IS 2D AND WHAT IS 3D?

2D is to be hung. 3D is displayed on a table or display column and is not hung on the display panels.

RULES

Artists cannot hang, place or move any artwork. The WAA hanging team will do this on your behalf with the utmost care and professionalism.

Artwork that does not meet the criteria outlined herein or that is not ready for display will be refused/ removed/returned.

Work that does not meet criteria can be refused on day of check-in. WAA, HBCAC, the Spring Show team and affiliates reserve the right to refuse artwork entry and cannot be held liable for any damage or loss.

Artists must abide by the Wilmington Art Association 37th Annual Juried Spring Art Show and Sale Prospectus, rules, entry terms and conditions, and all other guidelines as included herein and on the WAA website, or any additional WAA communications.

In the event of the sale of a piece within two weeks of the Spring Show that results from exposure at the Show, a 30% commission is due to the WAA.

BINWORK

Binwork is the word used throughout to describe the artwork of both 2D and 3D artists that is for sale but not included in the actual judging or exhibit.

Any WAA member who has paid the registration fee may have binwork for sale.

Guidelines and important presentation details regarding 2D and 3D binwork follow in the artwork sections

SALES

The artist is committed to the sale price(s) listed upon registration.

A 30% commission will be taken on all sales.

ONLINE REGISTRATION PROCESS

Register online at www.wilmingtonart.org

Enter your Information

Submit your payment via PayPal or Credit Card

Watch for payment confirmation via email (May take 24 hours)

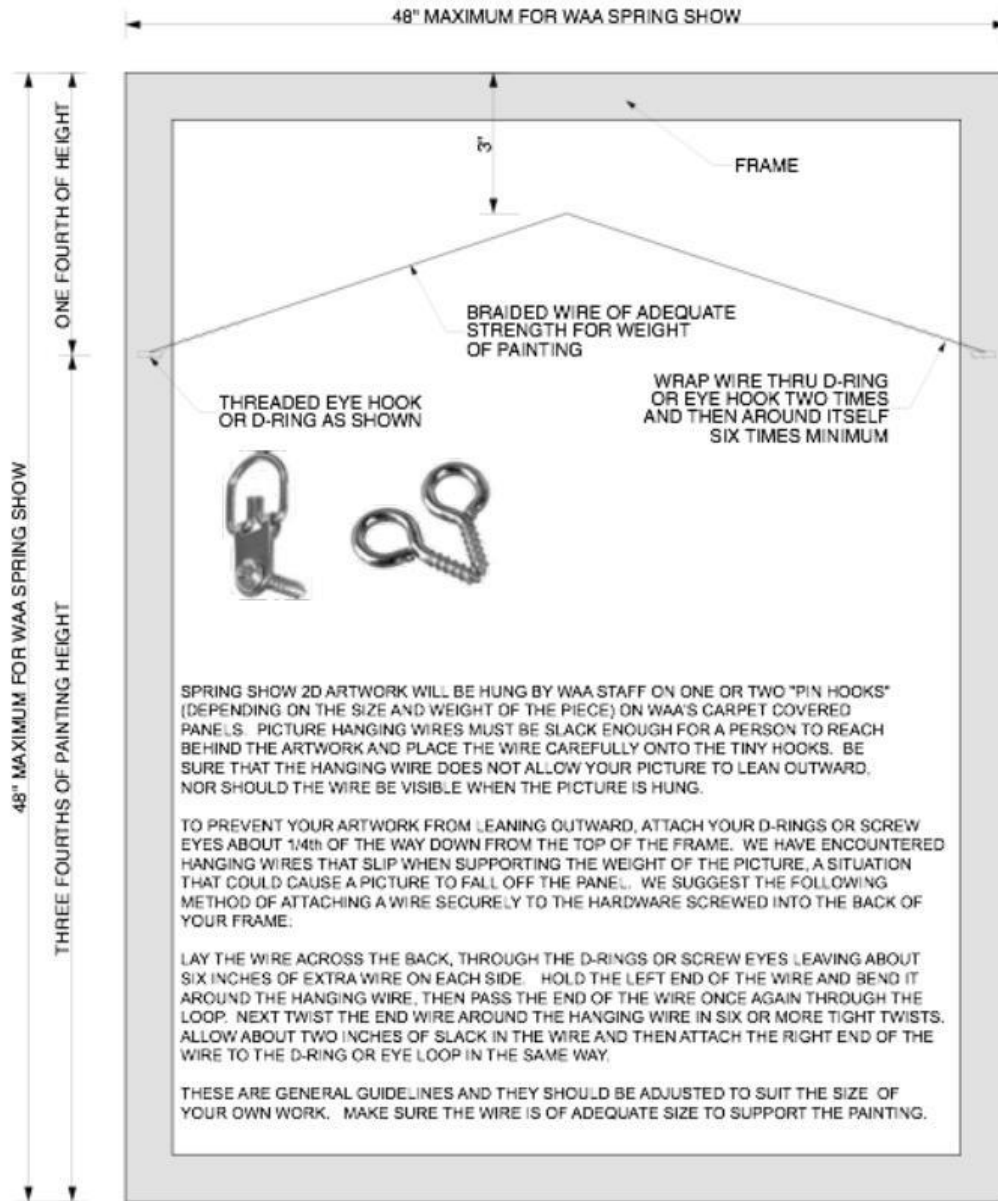
Artists may submit two pieces of art for consideration.

When you are ready to submit and upload:

- Return to website.
- Upload images of your two pieces for the juror's review.
- Include price, size, and medium.
- Keep a copy of your submissions for your own records.

Please review IMAGE GUIDELINES on last page if you need help with this.

Check WAA website on or before March 11 to learn if your artwork has been accepted into the show.
Registered WAA members who are not juried in can still submit binwork.



WAA SPRING SHOW HANGING GUIDELINES - VIEW FROM BACK

WHAT TO KNOW FOR ALL 2D JURIED ARTWORK AND BINWORK

2D ARTWORK DETAILS			
Exhibited Pieces	2 Maximum		
Mediums	<p>Acrylic, Alcohol ink, Collage, Digital Art, Drawing, Egg Tempera, Encaustic, Stained Glass, Gouache, Metal, Mixed Media, Oil, Pastel, Printmaking, Textile, Watercolor, Other No giclées, prints or reproductions.</p> <p>Traditional Fine Art Photography, Digital Conceptualization Photography. Note: Photography must not be printed on canvas. Traditional paper and metal are accepted.</p>		
Size Limitations-Not Including Frame	Width 48 inches	Height 48 inches	
Size Limitations to Outside Edge of Frame	Width 50 inches	Height 50 inches	
Diptych or Triptych	Must be connected and not exceed the 50 inches overall size limit		
Weight	15 lb maximum including frame		
Plexiglass	Any piece >30 inches that requires glass, such as pastel or watercolor, must use plexiglass		
Professional Presentation	Quality frames <u>or</u> 1.5 inch gallery wrapped canvas or 1.5 inch cradle		
Mats	White, black, off white, or light neutral mats only. A thin color liner is acceptable.		
Hanging	<p>2D art will be hung on one or two pin hooks, depending on size and weight of art, on WAA's carpeted display panels. Picture hanging wires must be slack enough for someone to reach behind the art and place the wire on the small hook(s). Be sure the wire does not allow the artwork to lean outward, nor should the wire be visible above the picture after it is hung. See picture. Make sure the wire is of adequate strength to support the painting. No sawtooth hangers. In summary, the artwork must be securely wired and professionally mounted. Enough slack must be left in the wire, so the piece can be easily hung. See picture.</p>		
Identification	Each piece must have a label with artist's name, title of artwork, medium, price and size affixed to the <u>back</u> upper right corner		
<u>2D BINWORK</u>	10 Pieces maximum, no frames allowed, must be packaged as described below		

Bin	<ul style="list-style-type: none"> - Bin to be provided by the artist at Check-In. - Artist's name must be affixed to bottom of bin. - Standard medium bin size of 42 inch height when closed X 24 inch width, black canvas print rack only. No other sizes or types are allowed. - WAA will provide standard artist identification for display. - Business cards must <u>not</u> be affixed to or placed in bins. 		
Maximum Size of Binwork	Width 24 inches	Height 24 inches	
Wrapping	Binwork must be enclosed in Krystal (or another brand) Seal Archival Art & Photo Bags		
Wrapped Canvas	Must have white foam core or mat board cut to fit to edge of artwork		
Plein Air Panels	Hard white canvas panels do not need foam core or mat board backing.		
Paper	Artwork must have white foam core cut or mat board to fit to edge of artwork and must be matted.		
Photos	Must have white foam core or mat board cut to fit to edge of artwork		
Inventory	Have completed an inventory of binwork, with your name, title, price, size, on a 4"X 6 "index card to turn in at check in		

WHAT TO KNOW FOR ALL 3D ARTWORK AND 3D BINWORK

3D ARTWORK DETAILS			
Exhibited Pieces	3 Maximum		
Mediums	Ceramic, Glass, Metal, Mixed Media, Paper, Plastic, Textile, Wood, Other		
Size Limitations	All artwork including binwork must be able to be displayed on a pedestal. It cannot exceed 24" in diameter. Sculptures of five feet or taller that stand safely on the floor and do not exceed the weight limit will be considered.		
Maximum weight	30 lbs.		
Professional Presentation	Top heavy or unstable work will not be accepted. 3D work with a top or lid or separate piece(s) must have the separate pieces secured and labeled. Freestanding sculptures requiring special mounting or suspension will not be accepted No illuminated pieces that require electrical connections will be accepted		
Identification	Each piece must have a label with artist's name, title of artwork, medium, and price affixed to the bottom		
<u>3D BINWORK</u>		Not part of judging. May have up to 5 pieces	
Identification	Each piece must have a label with artist's name, title of artwork, medium, price, size, and "original" or "reproduction" affixed to bottom. All 3D binwork pieces must fit on a 36" space/pedestal.		
Inventory	Have a completed inventory of binwork, with your name, title, price, and size, on a 4"x 6" index card to turn in at check in.		

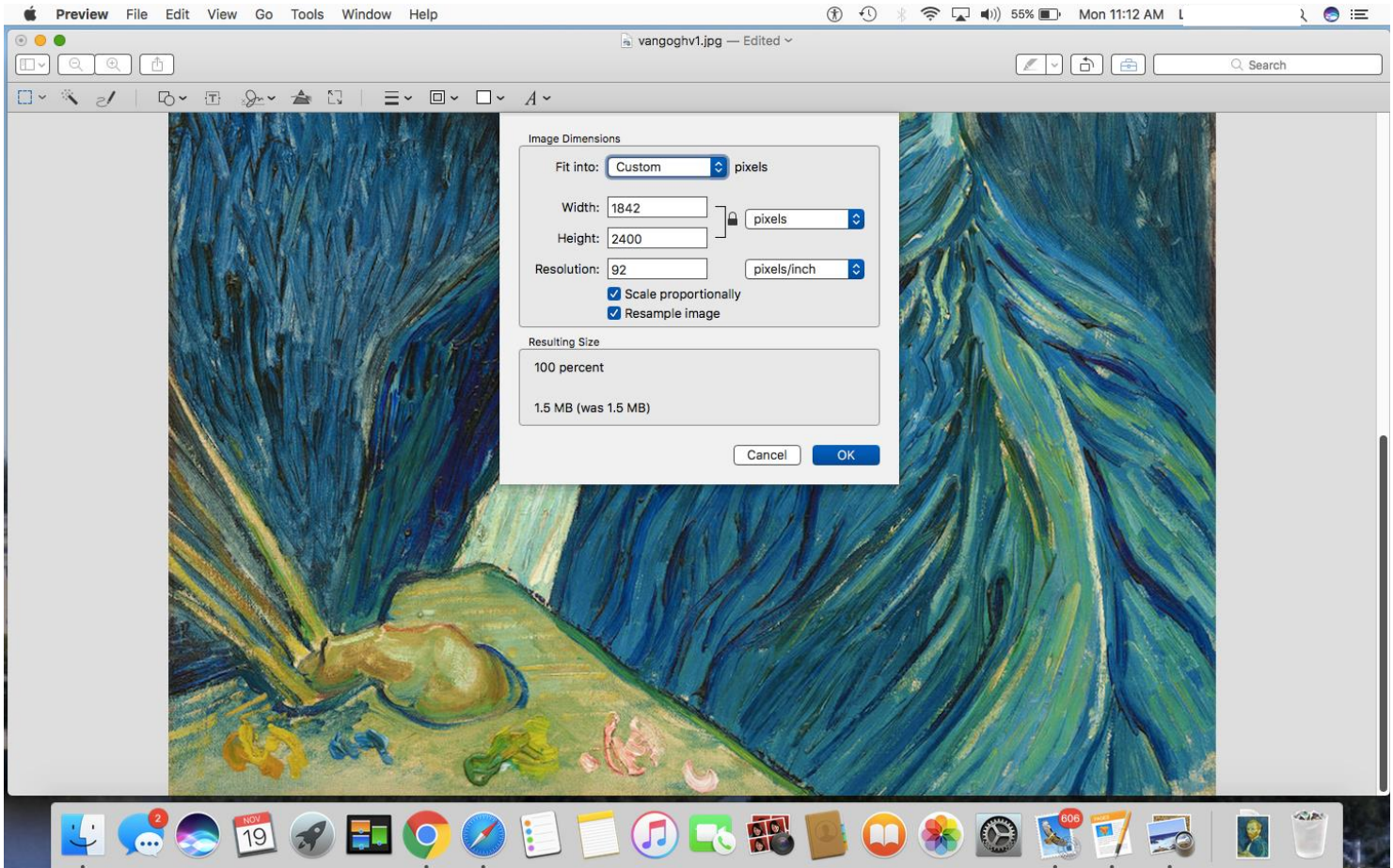


IMAGE GUIDELINES

By now you realize that you must upload your images for the two pieces of art you wish to be considered for the show. You do this during registration. This is so the Judge can view the pieces and select those to be included.

RESIZING IMAGES

Why resize? Digital photos are made up of pixels—small “pieces” of information that together produce the complete picture. Imagine a rectangle consisting of a series of tiny blocks or tiles laid side by side row by row. Like in a jigsaw puzzle, each tile contains a tiny piece of the complete image. In digital photography the more of these puzzle pieces (pixels) are used to produce the image, the higher the quality of the image.

A modern digital camera including your phone camera may produce an image that consists of 12 million pixels. This would be called a 12-megapixel camera, capable of producing a rectangular image this is 4000 pixels wide by 3000 pixels high. Storing this image on your computer might require a file that is about 3 megabytes (3

million bytes or MB) in size. Way too large to send by email or to upload to many websites. So as you can imagine, you need to take your photograph and then make the size smaller.

IMAGE RULES

One image per art piece for 2D (total of 2 images) and 2 images per art piece for 3D (total of 4 images)

Submit as a JPEG

Maximum 2400 pixels on the largest side of the image

Maximum file size of 2MB

Label using last name, initial, image number.jpg

2D example: (brownj1.jpg and brownj2.jpg - if your name is John Brown and you submit 2 pieces)

3D example: includes 2 images per piece (brownj1a.jpg and brownj1b.jpg and brownj2a.jpg and brownj2b.jpg If your name is John Brown and you submitted 2 images of each of 2 pieces)

RESIZING AND NAMING YOUR IMAGE

Whether you use a PC or a Mac, there is built-in software you can use for this.

For a Mac

Use Preview. In Preview click on file then open. Locate the photo you wish to use. Then go to Tools then Adjust size. Set the largest dimension to 2400 pixels. The other one will change proportionally to keep from distorting the image.

To name your photo: at the top center above your photo is a drop-down box. Enter your last name, first initial, and the image number. In the "Where" box enter where you are storing the image on your computer. You will need to remember where you placed your file on your computer order to upload it upon registration.

Voila! Named and resized. In the bottom of the image dimensions box, the resulting size is listed. It must be less than 2MB. If it is too large simply reduce the height or width again until it is less than 2 MB.

For a PC: In your photos, click on your image. Then go to Properties and then go to Resize. Then resize your image. Go to Rename to name your image.

Still have questions? You may email Susan Buteau, Chair, at zazoots@yahoo.com. Please put Spring Show in subject line.